









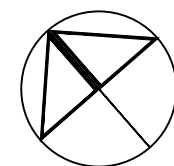


LEGEND	
	STOVE CONNECTOR.
	16A, DOUBLE SWITCHED SOCKET OUTLET WHITE IN COLOR.
	COMBINATION SWITCHED SOCKET WITH 1 NORMAL 16A OUTLET + 1 EURO 3 PIN SOCKET OUTLET.
	16A, DEDICATED SWITCHED SOCKET OUTLET RED IN COLOR.
	TELEPHONE POINT RJ11
	DATA POINT RJ45
	ELECTRICAL FLOOR BOX
	DOUBLE POLE ISOLATOR.
	ELECTRICAL DISTRIBUTION BOARD
	TV POINT.

00	29.04.2024	ISSUED FOR INFORMATION
No.	DATE	DESCRIPTION

REVISIONS

APPROXIMATE NORTH



CLIENT _____

PROJECT MANAGER 

GAMA
DESIGNS

GABRIEL MAREME
CELL: (+2733) 282-2900
E-MAIL: gabriel@gamadesigns.co.za

COPYRIGHT OF THIS DRAWING IS RESERVED BY THE ARCHITECT
DIMENSIONS TO BE CHECKED ON SITE BEFORE WORK IS COMMENCED

PROJECT

PROPOSED NEW
LABORATORY & OFFICES FOR
THE NHLS ON PTN 66/272
TOWN & TOWNLANDS OF RUSTENBURG 272JQ

GROUND FLOOR WIRE WAYS LAYOUT

ISSUED FOR			
INFORMATION	X	-	
DRAWN	DATE	SCALE	
GOE	29.04.2024	1:100	
JOB NO.	DRAWING NO.	REVISION	SHEET SIZE
2405	EE08	00	A1